

# Prepared by the BC Wine Grape Council



P.O. Box 1089 Stn. Main

Penticton, BC, V2A 6J9

**Telephone:** 250.809.7107

**Email:** [info@bcwgc.org](mailto:info@bcwgc.org)

**[www.bcwgc.org](http://www.bcwgc.org)**

## Annual Crop Assessment

2018 Vintage

*An analysis of varietal tonnage and prices of grapes grown on the British Columbia mainland and used in the production of wine in the 2018 vintage.*

# TABLE OF CONTENTS

## Contents

Note to Reader	1
Respondent Comparisons	2
Overview of winery respondents	2
Annual comparison of winery respondents	2
Response rate by winery size	2
Annual comparison of winery respondent size	2
Pricing Analysis	3
Notes on Pricing Collection Method	3
Red Crop Values	3
White Crop Values	4
Tonnage Analysis	5
Notes on Tonnage Collection Method	5
Percentage of Vinifera, Hybrid, Labrusca Production	6
Total tonnage by variety – Top 25	6
Total tonnage by color – Red variety top 25	7
Total tonnage by color – White variety top 25	8
Regional Analysis	9
Total tonnage from all regions	9
Oliver Top 10 Varieties	10
Osoyoos Top 10 Varieties	10
Penticton, Naramata, Kaleden Top 10 Varieties	11
Kelowna Top 10 Varieties	11
Okanagan Falls Top 10 Varieties	12
West Kelowna Top 10 Varieties	13
Summerland & Peachland Top 10 Varieties	13
Lake Country & Vernon Top 10 Varieties	14
Fraser Valley Top 10 Varieties	14

---

## Note to Reader

---

**“This data is unaudited and is produced for industry information only”**

Last year the BC Wine Grape Council committed to the task of reporting the BC wine grape harvest by June 1st each year. Investment in and maintenance of a robust data base has made this possible. BC mainland wineries are required by regulation to report and pay levies on tonnage purchased to the BCWGC, creating a comprehensive set of information to draw from. Wineries have voluntarily submitted the pricing data which has been added to this report.

The BCWGC Crop Report Sub-Committee meets annually to review the report and make recommendations for the following year. Revisions to the format this year include:

- standardized naming protocol of varieties
- pricing table to include both metric tonne and short ton pricing
- review of draft report by the sub-committee to ensure accurate representation of information.

The data collected for this report is held in strict confidence and individual grower/winery information is not divulged to anyone. While this specific report is not audited, the BCWGC is required to have an annual audit and this is carried out by the Grant Thornton LLP accounting firm.

The 2018 vintage was an average growing year, with an average bud-break and slightly early bloom, followed by normal summer heat tempered by smoke cover. Researchers at UBCO and at Summerland Research and Development Center have made some advances in early smoke taint detection, aiding in mitigation of this problem. Growing Degree Days (GDD) for all areas were close to 20-year averages and harvest timing was average, with yields slightly above average, and excellent quality reported for most varieties.



---

Kathy Malone, Chair  
BC Wine Grape Council



---

Kate Durisek, Executive Director  
BC Wine Grape Council

# Respondent Comparisons

---

## Overview of winery respondents

Total Grape Wineries in BC	Total Mainland Grape Wineries	Total Respondent Wineries	Percentage of Total
288	249	208	83.53%

## Annual comparison of winery respondents

Year	Total Mainland Grape Wineries	Total Respondent Wineries	Percentage of Total
2018	249	208	83.53%
2017	232	140	60.34%
2016	-	-	-
2015	256	133	51.95%
2014	-	-	-
2013	229	140	61.14%
2012	206	110	53.40%
2011	193	116	61.66%
2010	193	126	65.28%

## Response rate by winery size

Large >1500 S.T.	Medium 150 - 1500 S.T.	Small < 150 S.T.
4	51	153

## Annual comparison of winery respondent size

Year	Large >1500 S.T.	Medium 150 - 1500 S.T.	Small < 150 S.T.	Total
2018	4	51	153	208
2017	3	39	98	140
2016	-	-	-	-
2015	3	37	93	133
2014	-	-	-	-
2013	3	33	104	140
2012	3	24	83	110
2011	3	21	95	119
2010	3	17	106	126

# Pricing Analysis

## Notes on Pricing Collection Method

Winery members who did not record an internal purchase price for their own grapes were instructed to use a “no value” indicator of \$1.00. These records were removed from the Average Price calculation presented in the tables below. There were 1070 entries of this type which equated to 13,869.4 tons or (32%) of the total tonnage volume.

Prices were filtered to exclude values outside of the standard deviation range of \$1,200 - \$5,000.

There were 35 entries valued at \$1,200 and below of which 33 were reported as an internal price for grapes grown by the reporting winery. The 2 crops purchased from a third party in this price range equated to 15.5 tons or (0.0004%) of the total tonnage volume.

There were 5 entries valued at \$5000 or above of which 4 were reported as an internal price for grapes grown by the reporting winery. The single crop purchased from a third party in this price range equated to 5.3 tons or (0.0001%) of the total tonnage volume.

The values in the tables below reflect the Average Price Per Ton of the remaining tonnage once these outliers were removed.

## Red Crop Values

**\* EXCEPT TONNAGE REPORTED WITH NO VALUE OR OUTSIDE STANDARD RANGE**

Variety	Short Tons *	Short Ton Average Price	Metric Tonnes *	Metric Tonne Average Price
Merlot	5658.5	\$ 2,940.04	5144.09	\$ 3,234.04
Cabernet Sauvignon	2076.6	\$ 3,064.97	1887.82	\$ 3,371.47
Cabernet Franc	1889.1	\$ 3,007.18	1717.36	\$ 3,307.90
Pinot Noir	1679.2	\$ 2,791.94	1526.55	\$ 3,071.14
Syrah	1377.2	\$ 3,181.52	1252.00	\$ 3,499.68
Gamay Noir	434.2	\$ 2,428.60	394.73	\$ 2,671.46
Malbec	422	\$ 3,117.76	383.64	\$ 3,429.54
Maréchal Foch	150.4	\$ 2,199.90	136.73	\$ 2,419.89
Petit Verdot	148.9	\$ 3,117.76	135.36	\$ 3,429.53
Zweigelt	98	\$ 2,553.15	89.09	\$ 2,808.47
Zinfandel	82.2	\$ 2,602.94	74.73	\$ 2,863.23
Tempranillo	55.6	\$ 3,252.21	50.55	\$ 3,577.43
Marquette	45.9	\$ 1,472.20	41.73	\$ 1,619.42
Pinotage	45.5	\$ 2,743.67	41.36	\$ 3,018.04
Pinot Meunier	43.1	\$ 2,185.99	39.18	\$ 2,404.59
Chancellor	41.2	\$ 1,430.00	37.45	\$ 1,573.00
Sangiovese	32.9	\$ 2,780.47	29.91	\$ 3,058.52
Baco Noir	28.4	\$ 2,563.09	25.82	\$ 2,819.40
Rotberger	24.5	\$ 2,016.33	22.27	\$ 2,217.96

Lemberger	21	\$ 2,025.00	19.09	\$ 2,227.50
Carmenere	19.7	\$ 3,173.68	17.91	\$ 3,491.05
Barbera	18.4	\$ 2,588.04	16.73	\$ 2,846.85
Mourvedre	15.8	\$ 3,063.40	14.36	\$ 3,369.74
Frontenac Noir	13.8	\$ 1,500.00	12.55	\$ 1,650.00
Dunkelfelder	11.1	\$ 2,294.41	10.09	\$ 2,523.85
Dolcetto	10.4	\$ 3,000.00	9.45	\$ 3,300.00
Grenache	9.3	\$ 3,321.31	8.45	\$ 3,653.45
Petit Sirah	3.9	\$ 3,000.00	3.55	\$ 3,300.00
Chambourcin	3.8	\$ 3,000.00	3.45	\$ 3,300.00
Teroldego	2.5	\$ 2,658.00	2.27	\$ 2,923.80
St. Laurent	1.7	\$ 1,955.24	1.55	\$ 2,150.76
Castel	1.1	\$ 1,900.00	1.00	\$ 2,090.00
Refosco	1.1	\$ 2,050.00	1.00	\$ 2,255.00
Touriga Nacional	1.1	\$ 2,200.00	1.00	\$ 2,420.00
Nebbiolo	0.7	\$ 2,050.00	0.64	\$ 2,255.00
Dornfelder	0.3	\$ 1,475.00	0.27	\$ 1,622.50
Agria	0.2	\$ 2,100.00	0.18	\$ 2,310.00
<b>Grand Total</b>	<b>14,469.30</b>		<b>13,153.91</b>	

## White Crop Values

\* EXCEPT TONNAGE REPORTED WITH NO VALUE OR OUTSIDE STANDARD RANGE

Variety	Short Tons *	Short Ton Average Price	Metric Tonnes *	Metric Tonne Average Price
Pinot Gris	3299.4	\$ 2,293.12	2999.45	\$ 2,522.44
Chardonnay	2629	\$ 2,470.48	2390.00	\$ 2,717.53
Gewürztraminer	2083.1	\$ 2,192.85	1893.73	\$ 2,412.13
Sauvignon Blanc	1451.7	\$ 2,254.99	1319.73	\$ 2,480.49
Riesling	1352	\$ 2,208.30	1229.09	\$ 2,429.13
Viognier	801.1	\$ 2,684.34	728.27	\$ 2,952.78
Pinot Blanc	708.6	\$ 2,074.38	644.18	\$ 2,281.81
Muscats - All	246	\$ 2,546.78	223.64	\$ 2,801.46
Ehrenfelser	230.6	\$ 1,832.06	209.64	\$ 2,015.27
Vidal	185.6	\$ 1,808.02	168.73	\$ 1,988.83
Auxerrois	181.9	\$ 1,917.23	165.36	\$ 2,108.95
Sémillon	171.6	\$ 2,396.62	156.00	\$ 2,636.28
Bacchus	126.5	\$ 2,047.80	115.00	\$ 2,252.58
Sovereign Opal	111.9	\$ 1,721.05	101.73	\$ 1,893.15
Kerner	97.7	\$ 2,161.48	88.82	\$ 2,377.63
Schönburger	67	\$ 2,167.70	60.91	\$ 2,384.47

Müller Thurgau	62.6	\$ 1,805.31	56.91	\$ 1,985.84
Roussanne	61.7	\$ 2,766.85	56.09	\$ 3,043.53
Frontenac Blanc/Gris	60.7	\$ 1,500.00	55.18	\$ 1,650.00
Siegerrebe	56.8	\$ 1,850.92	51.64	\$ 2,036.01
Ortega	50.1	\$ 1,893.33	45.55	\$ 2,082.66
Chenin Blanc	26.4	\$ 2,409.48	24.00	\$ 2,650.43
Chasselas	22.8	\$ 2,500.00	20.73	\$ 2,750.00
Albarino	18.5	\$ 2,692.97	16.82	\$ 2,962.27
La Crescent	16.5	\$ 1,500.00	15.00	\$ 1,650.00
Optima	10.4	\$ 2,000.00	9.45	\$ 2,200.00
Marsanne	9.5	\$ 2,971.21	8.64	\$ 3,268.33
Madeleine Angevine	6.2	\$ 2,055.03	5.64	\$ 2,260.54
Verdejo Verdelho	4.3	\$ 2,623.26	3.91	\$ 2,885.58
Verdelet	4.3	\$ 2,100.00	3.91	\$ 2,310.00
Grüner Veltliner	2.5	\$ 2,371.04	2.27	\$ 2,608.14
Oraniensteiner	2.2	\$ 2,800.00	2.00	\$ 3,080.00
Perle of C'saba	1.3	\$ 2,144.23	1.18	\$ 2,358.65
Sylvaner	1	\$ 1,600.00	0.91	\$ 1,760.00
Madeleine Sylvaner	0.7	\$ 1,482.14	0.64	\$ 1,630.36
<b>Grand Total</b>	<b>14,162.20</b>		<b>12,874.73</b>	

## Tonnage Analysis

---

### Notes on Tonnage Collection Method

Crop information was collected through a proprietary online member portal where winery members entered tonnage report details including grower, vineyard location, varietals per vineyard location, and price per varietal. In instances where members submitted a paper or excel based report to the council, the BCWGC entered the crop information on behalf of the winery member. Reports were collected until April 30, 2019; reports received after that date were not included.

The data presented in the tables below includes a summary of all data that was collected regardless of the prices reported for each crop.

## Percentage of Vinifera, Hybrid, Labrusca Production

Color	Type	Total Tonnage	Percentage of Total
White	Vinifera	20,945.1	97.87%
	Hybrid	455	2.13%
	Labrusca	0	0.00%
Red	Vinifera	20,880	97.88%
	Hybrid	451.5	2.12%
	Labrusca	0.6	0.003%

## Total tonnage by variety – Top 25

Rank	Grape	Short Tons	Metric Tonnes	Percentage of Total
1	Merlot	7957.5	7234.09	18.62%
2	Pinot Gris	4540.3	4127.55	10.63%
3	Chardonnay	4275.4	3886.73	10.01%
4	Pinot Noir	3179.5	2890.45	7.44%
5	Cabernet Sauvignon	2926.2	2660.18	6.85%
6	Gewürztraminer	2803.6	2548.73	6.56%
7	Cabernet Franc	2502.7	2275.18	5.86%
8	Riesling	2293.4	2084.91	5.37%
9	Sauvignon Blanc	2268.5	2062.27	5.31%
10	Syrah	2034	1849.09	4.76%
11	Pinot Blanc	1165.9	1059.91	2.73%
12	Viognier	1100.9	1000.82	2.58%
13	Gamay Noir	645.4	586.73	1.51%
14	Malbec	563.6	512.36	1.32%
15	Muscat	348.7	317.00	0.82%
16	Sémillon	320.3	291.18	0.75%
17	Ehrenfelser	284.1	258.27	0.66%
18	Petit Verdot	270.1	245.55	0.63%
19	Vidal	253	230.00	0.59%
20	Maréchal Foch	247.3	224.82	0.58%
21	Bacchus	239.2	217.45	0.56%
22	Auxerrois	198.6	180.55	0.46%
23	Chasselas	161.3	146.64	0.38%
24	Zweigelt	155.3	141.18	0.36%
25	Kerner	134.8	122.55	0.32%
	Remaining Varieties Reported	1862.6	1693.27	4.36%
	<b>Total Tonnage of All Varietals</b>	<b>42732.2</b>	<b>38847.45</b>	<b>100%</b>

## Total tonnage by color – Red variety top 25

Rank	Grape	Short Tons	Metric Tonnes	Percentage of Total
1	Merlot	7957.5	7234.09	37.30%
2	Pinot Noir	3179.5	2890.45	14.90%
3	Cabernet Sauvignon	2926.2	2660.18	13.72%
4	Cabernet Franc	2502.7	2275.18	11.73%
5	Syrah	2034	1849.09	9.53%
6	Gamay Noir	645.4	586.73	3.03%
7	Malbec	563.6	512.36	2.64%
8	Petit Verdot	270.1	245.55	1.27%
9	Maréchal Foch	247.3	224.82	1.16%
10	Zweigelt	155.3	141.18	0.73%
11	Pinotage	106.5	96.82	0.50%
12	Zinfandel	102.7	93.36	0.48%
13	Baco Noir	96.4	87.64	0.45%
14	Pinot Meunier	85.1	77.36	0.40%
15	Tempranillo	75.2	68.36	0.35%
16	Sangiovese	47.3	43.00	0.22%
17	Marquette	45.9	41.73	0.22%
18	Chancellor	41.2	37.45	0.19%
19	Lemberger	36.5	33.18	0.17%
20	Carmenere	31.1	28.27	0.15%
21	Rotberger	24.5	22.27	0.11%
22	Mourvedre	22	20.00	0.10%
23	Barbera	20.2	18.36	0.09%
24	Dolcetto	17.8	16.18	0.08%
25	Grenache	16.5	15.00	0.08%
	Remaining Varieties Reported	81.6	74.18	0.38%
	<b>Total Tonnage of Red Varietals</b>	<b>21332.1</b>	<b>19392.82</b>	<b>100%</b>

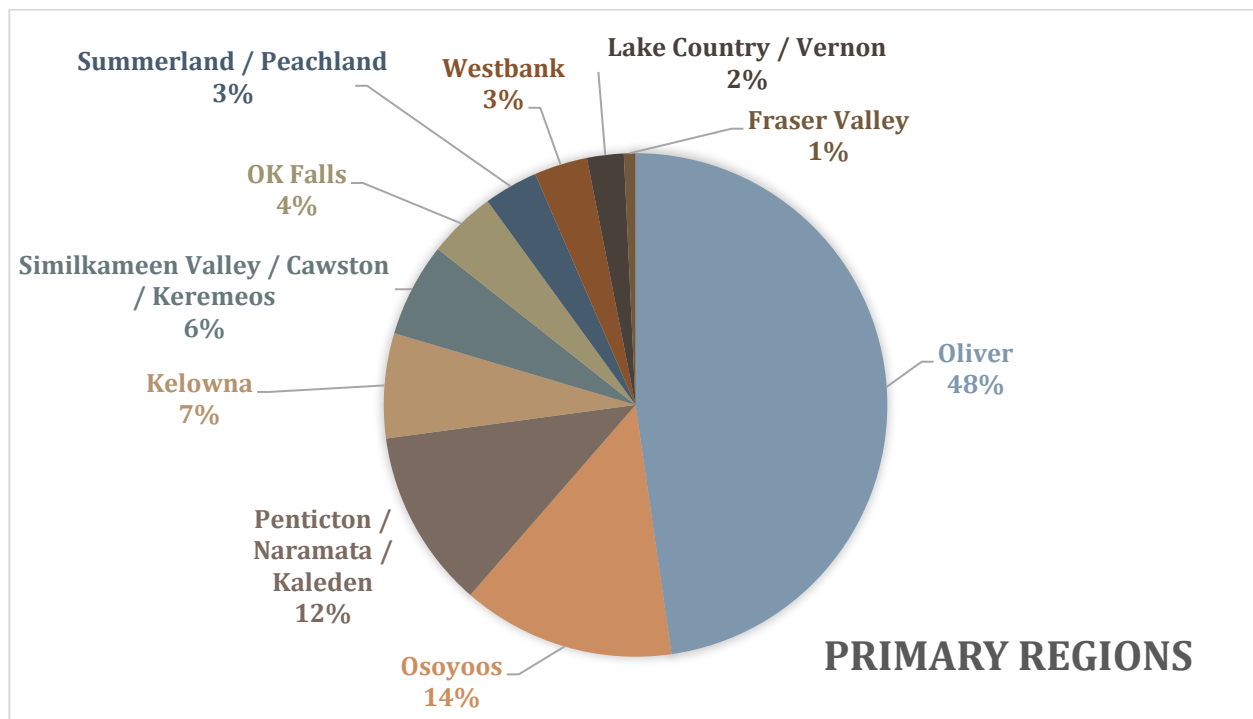
## Total tonnage by color – White variety top 25

Rank	Grape	Short Tons	Metric Tonnes	Percentage of Total
1	Pinot Gris	4540.3	4127.55	21.22%
2	Chardonnay	4275.4	3886.73	19.98%
3	Gewürztraminer	2803.6	2548.73	13.10%
4	Riesling	2293.4	2084.91	10.72%
5	Sauvignon Blanc	2268.5	2062.27	10.60%
6	Pinot Blanc	1165.9	1059.91	5.45%
7	Viognier	1100.9	1000.82	5.14%
8	Muscat	348.7	317.00	1.63%
9	Sémillon	320.3	291.18	1.50%
10	Ehrenfelser	284.1	258.27	1.33%
11	Vidal	253	230.00	1.18%
12	Bacchus	239.2	217.45	1.12%
13	Auxerrois	198.6	180.55	0.93%
14	Chasselas	161.3	146.64	0.75%
15	Kerner	134.8	122.55	0.63%
16	Chenin Blanc	117.2	106.55	0.55%
17	Sovereign Opal	111.9	101.73	0.52%
18	Roussanne	106.4	96.73	0.50%
19	Siegenerbe	104.7	95.18	0.49%
20	Schönburger	83	75.45	0.39%
21	Müller Thurgau	62.6	56.91	0.29%
22	Frontenac Blanc/Gris	60.7	55.18	0.28%
23	Ortega	60.7	55.18	0.28%
24	Marsanne	38.4	34.91	0.18%
25	Orange Muscat	31.3	28.45	0.15%
	Remaining Varieties Reported	235.2	213.82	1.10%
	<b>Total Tonnage of White Varietals</b>	<b>21400.1</b>	<b>19454.64</b>	<b>100%</b>

## Regional Analysis

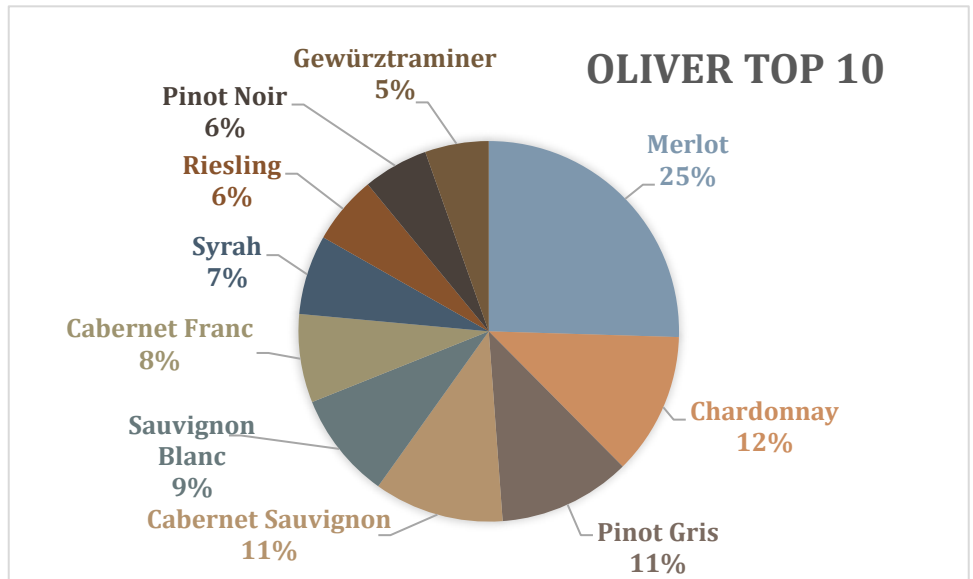
### Total tonnage from all regions

Geographic Regions	Short Tons
Oliver	20166
Osoyoos	5781.5
Penticton / Naramata / Kaleden	4851.1
Kelowna	2845.8
Similkameen Valley / Cawston / Keremeos	2547
OK Falls	1849.1
Summerland / Peachland	1464.6
Westbank	1451.5
Lake Country / Vernon	994
Fraser Valley	313.8
Other - Salmon Arm / Tappen	239.3
Other - Kamloops	147.5
Other - Kootenays	76.6
Other - Lillooet	4.3



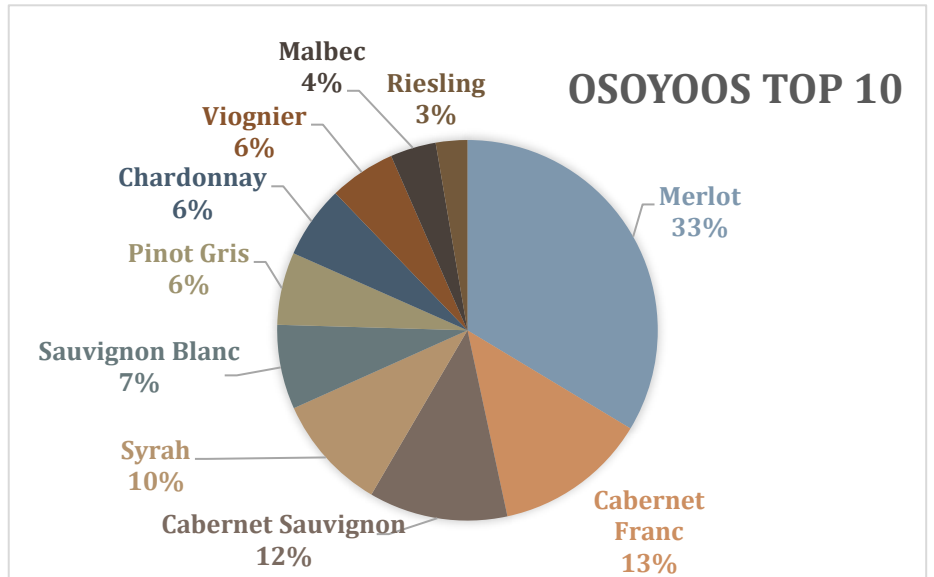
### Oliver Top 10 Varieties

Variety	Short Tons
Merlot	4441.7
Chardonnay	2106.9
Pinot Gris	1963.3
Cabernet Sauvignon	1923
Sauvignon Blanc	1581.7
Cabernet Franc	1311
Syrah	1177.8
Riesling	1015.3
Pinot Noir	966.2
Gewürztraminer	943.9
Remaining Varieties	2735.2
<b>Total Tonnage</b>	<b>20166.1</b>



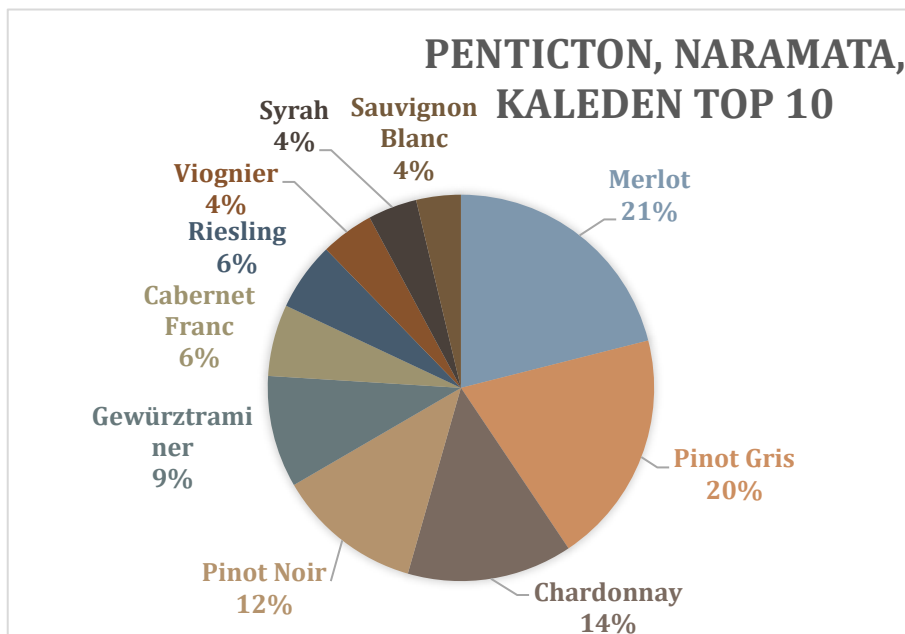
### Osoyoos Top 10 Varieties

Variety	Short Tons
Merlot	1742.8
Cabernet Franc	674
Cabernet Sauvignon	611.1
Syrah	511.3
Sauvignon Blanc	371.9
Pinot Gris	319.7
Chardonnay	319.4
Viognier	292.1
Malbec	201.6
Riesling	138.8
Remaining Varieties	598.8
<b>Total Tonnage</b>	<b>5781.5</b>



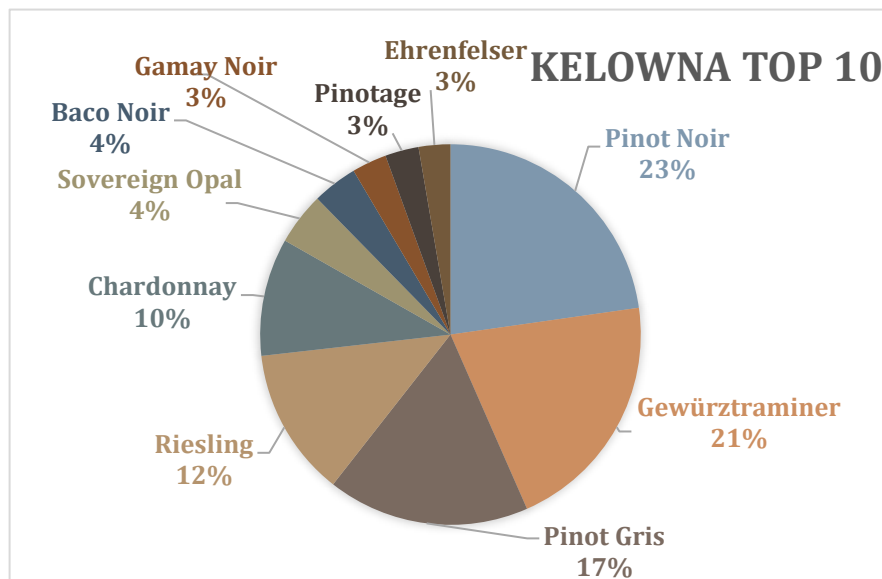
## Penticton, Naramata, Kaleden Top 10 Varieties

Variety	Short Tons
Merlot	842
Pinot Gris	781.5
Chardonnay	553.2
Pinot Noir	487.2
Gewürztraminer	374.7
Cabernet Franc	240
Riesling	229
Viognier	177.9
Syrah	164.1
Sauvignon Blanc	149.2
Remaining Varieties	852.3
<b>Total Tonnage</b>	<b>4851.1</b>



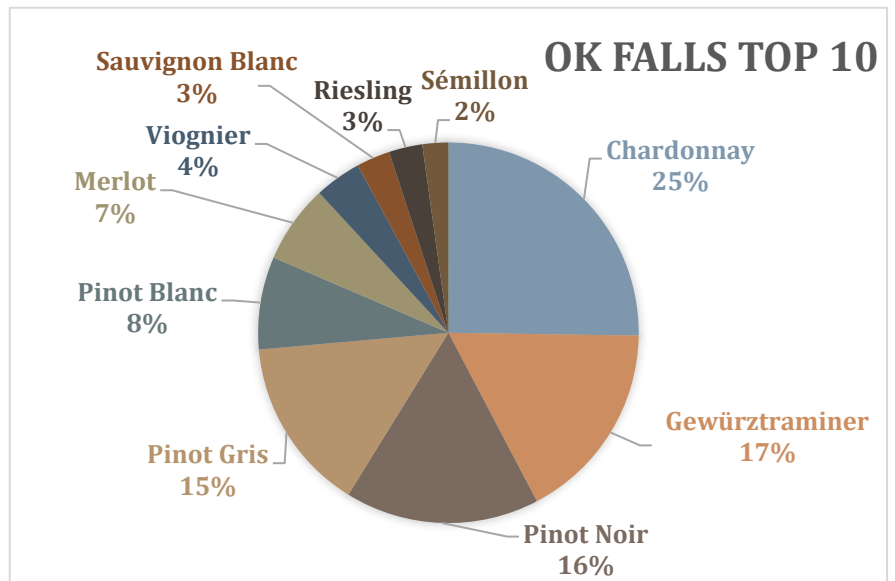
## Kelowna Top 10 Varieties

Variety	Short Tons
Pinot Noir	572.3
Gewürztraminer	519.8
Pinot Gris	431.8
Riesling	317.8
Chardonnay	251.7
Sovereign Opal	111.9
Baco Noir	96.4
Gamay Noir	74.4
Pinotage	71.8
Ehrenfelser	67.7
Remaining Varieties	330.2
<b>Total Tonnage</b>	<b>2845.8</b>



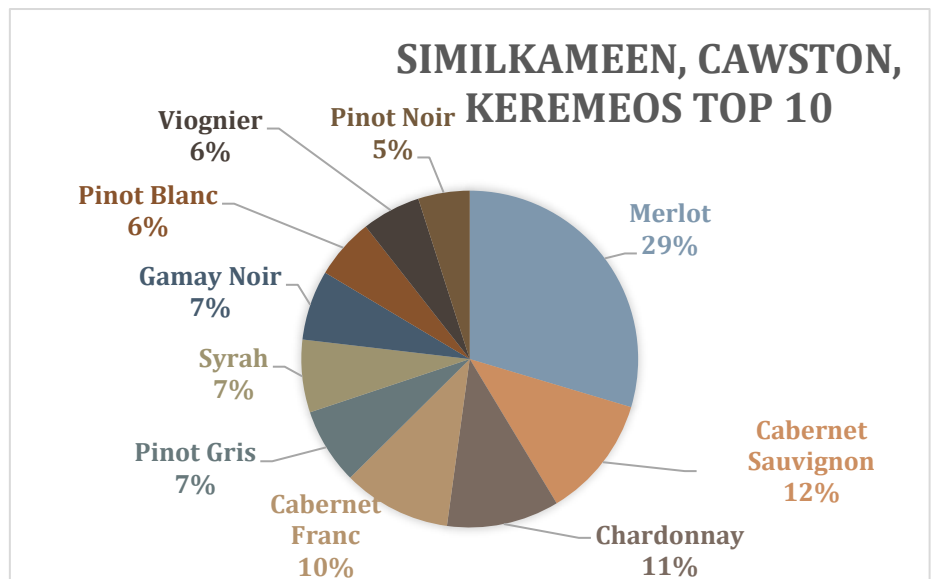
## Okanagan Falls Top 10 Varieties

Variety	Short Tons
Chardonnay	421.4
Gewürztraminer	285
Pinot Noir	275.5
Pinot Gris	246.9
Pinot Blanc	131.5
Merlot	111.3
Viognier	66.2
Sauvignon Blanc	47.7
Riesling	47.5
Sémillon	36.7
Remaining Varieties	179.4
<b>Total Tonnage</b>	<b>1849.1</b>



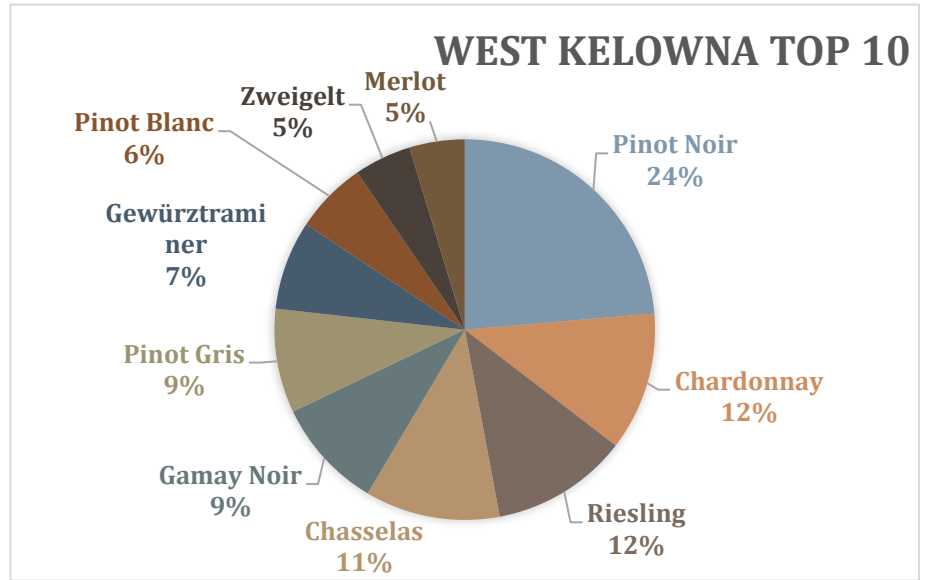
## Similkameen Valley, Cawston, Keremeos Top 10 Varieties

Variety	Short Tons
Merlot	643.9
Cabernet Sauvignon	255.6
Chardonnay	234.8
Cabernet Franc	226.2
Pinot Gris	159
Syrah	151.7
Gamay Noir	146.1
Pinot Blanc	126.9
Viognier	122.8
Pinot Noir	107.5
Remaining Varieties	372.5
<b>Total Tonnage</b>	<b>2547</b>



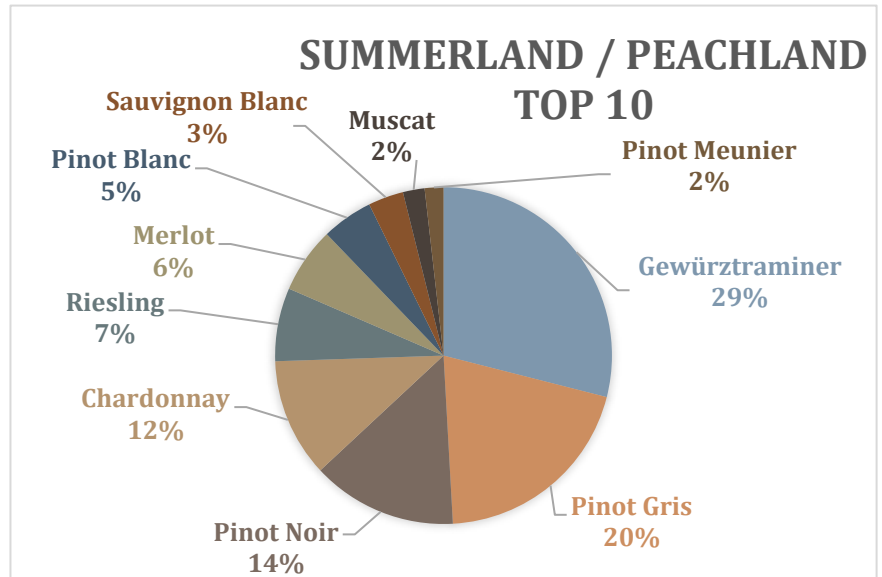
## West Kelowna Top 10 Varieties

Variety	Short Tons
Pinot Noir	285.5
Chardonnay	142.2
Riesling	140.4
Chasselas	138.5
Gamay Noir	113.3
Pinot Gris	106.9
Gewürztraminer	91.4
Pinot Blanc	73.9
Zweigelt	58.5
Merlot	56.7
Remaining Varieties	244.2
<b>Total Tonnage</b>	<b>1451.5</b>



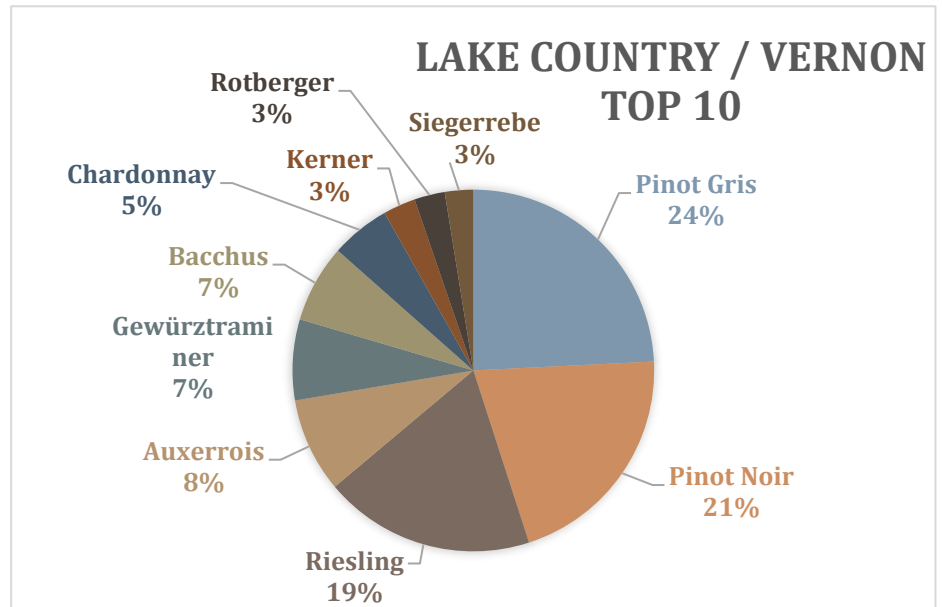
## Summerland & Peachland Top 10 Varieties

Variety	Short Tons
Gewürztraminer	402.7
Pinot Gris	280.1
Pinot Noir	193.9
Chardonnay	158.5
Riesling	97.8
Merlot	87.8
Pinot Blanc	68.3
Sauvignon Blanc	47.2
Muscat	28.9
Pinot Meunier	25
Remaining Varieties	74.4
<b>Total Tonnage</b>	<b>1464.6</b>



## Lake Country & Vernon Top 10 Varieties

Variety	Short Tons
Pinot Gris	217.5
Pinot Noir	187
Riesling	169.5
Auxerrois	76
Gewürztraminer	64.9
Bacchus	62.6
Chardonnay	47.6
Kerner	26.1
Rotberger	24.5
Siegerrebe	22.8
Remaining Varieties	95.5
<b>Total Tonnage</b>	<b>994</b>



## Fraser Valley Top 10 Varieties

Variety	Short Tons
Bacchus	97.9
Siegerrebe	36.9
Pinot Noir	32.7
Madeleine Angevine	24.5
Madeleine Sylvaner	23.8
Chardonnay	12.3
Reichensteiner	10.8
Pinot Gris	9.6
Riesling	9
Cabernet Merlot	7.7
Remaining Varieties	48.6
<b>Total Tonnage</b>	<b>313.8</b>

